

STATEMENT OF APPROPRIATIONS, ALLOTMENTS, OBLIGATIONS, DISBURSEMENTS AND BALANCES
As of the Quarter Ending March 31, 2018

Department: State Universities and Colleges (SUCs)

Agency: Batangas State University

Operating Unit: N/A

Organization Code (UACS): 08038000000

Fund Cluster: 01 - Regular Agency Fund

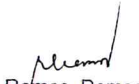
Authorization: 01 - Current Year Appropriations

Report Status: SUBMITTED


Particulars	UACS CODE	Appropriation			Allotments					Current Year Obligations					Current Year Disbursements				Balances																									
		Authorized Appropriation	Adjustments (Transfer (To)/From, Realignment)	Adjusted Appropriations	Allotments Received	Adjustments (Withdrawal, Realignment)	Transfer To	Transfer From	Adjusted Total Allotments	1st Quarter Ending March 31	2nd Quarter Ending June 30	3rd Quarter Ending Sept. 30	4th Quarter Ending Dec. 31	Total	1st Quarter Ending March 31	2nd Quarter Ending June 30	3rd Quarter Ending Sept. 30	4th Quarter Ending Dec. 31	Total	Unreleased Appropriations	Unobligated Allotment	Unpaid Obligations (15-20) = (23+24)																						
1	2	3	4	5=(3+4)	6	7	8	9	10=(8+(7)-8+9)	11	12	13	14	15=(11+12+13+14)	16	17	18	19	20=(16+17+18+19)	21=(5-10)	22=(10-15)	23	24																					
I. Agency Specific Budget																																												
Specific Budgets of National Government Agencies																							01101101																					
General Administration and Support	10000000000000	88,925,000.00		88,925,000.00	48,101,000.00				48,101,000.00	9,004,435.99				9,004,435.99	8,590,530.21				8,590,530.21	40,824,000.00	39,096,564.01	413,905.78																						
General Management and Supervision	100000100001000	48,101,000.00		48,101,000.00	48,101,000.00				48,101,000.00	9,004,435.99				9,004,435.99	8,590,530.21				8,590,530.21		39,096,564.01	413,905.78																						
PS		21,399,000.00		21,399,000.00	21,399,000.00				21,399,000.00	4,751,592.91				4,751,592.91	4,467,846.13				4,467,846.13		16,647,407.09	283,746.78																						
MOOE		26,702,000.00		26,702,000.00	26,702,000.00				26,702,000.00	4,252,843.08				4,252,843.08	4,122,684.08				4,122,684.08		22,449,156.92	130,159.00																						
Administration of Personnel Benefits	100000100002000	40,824,000.00		40,824,000.00																40,824,000.00																								
PS		40,824,000.00		40,824,000.00																40,824,000.00																								
Support to Operations	20000000000000	6,154,000.00		6,154,000.00	6,154,000.00				6,154,000.00	900,773.40				900,773.40	825,052.90				825,052.90		5,253,226.90	70,720.50	5,000.00																					
Auxiliary Services	200000100001000	6,154,000.00		6,154,000.00	6,154,000.00				6,154,000.00	900,773.40				900,773.40	825,052.90				825,052.90		5,253,226.90	70,720.50	5,000.00																					
PS		5,093,000.00		5,093,000.00	5,093,000.00				5,093,000.00	762,189.38				762,189.38	716,718.68				716,718.68		4,330,810.82	45,470.50																						
MOOE		1,061,000.00		1,061,000.00	1,061,000.00				1,061,000.00	138,584.02				138,584.02	108,334.02				108,334.02		922,415.88	25,250.00	5,000.00																					
Operations	30000000000000	458,023,000.00		458,023,000.00	440,023,000.00				440,023,000.00	78,752,614.05				78,752,614.05	72,005,338.30				72,005,338.30	18,000,000.00	363,270,385.95	4,533,445.68	213,830.07																					
OO : Relevant and quality tertiary education ensured to achieve inclusive growth and access of deserving but poor students to quality tertiary education increased	31000000000000	441,496,000.00		441,496,000.00	423,496,000.00				423,496,000.00	73,538,819.06				73,538,819.06	69,215,586.02				69,215,586.02	18,000,000.00	349,657,180.84	4,153,674.97	169,558.07																					
HIGHER EDUCATION PROGRAM	31010000000000	441,496,000.00		441,496,000.00	423,496,000.00				423,496,000.00	73,538,819.06				73,538,819.06	69,215,586.02				69,215,586.02	18,000,000.00	349,657,180.84	4,153,674.97	169,558.07																					
Provision of Higher Education Services Including P8,000,000 for Tulong -Dunong	310100100001000	309,941,000.00		309,941,000.00	301,941,000.00				301,941,000.00	73,538,819.06				73,538,819.06	69,215,586.02				69,215,586.02	8,000,000.00	228,402,180.94	4,153,674.97	169,558.07																					
PS		222,078,000.00		222,078,000.00	222,078,000.00				222,078,000.00	62,686,479.56				62,686,479.56	59,242,296.25				59,242,296.25		159,361,520.44	3,444,183.31																						
MOOE		87,863,000.00		87,863,000.00	79,863,000.00				79,863,000.00	10,852,339.50				10,852,339.50	9,973,289.77				9,973,289.77	8,000,000.00	69,010,660.50	709,491.66	169,558.07																					
Locally-Funded Project(s)	310100200000000	131,555,000.00		131,555,000.00	121,555,000.00				121,555,000.00											10,000,000.00	121,555,000.00																							
Construction of Ten-Storey Higher Education Building	310100200001000	121,555,000.00		121,555,000.00	121,555,000.00				121,555,000.00												121,555,000.00																							
CO		121,555,000.00		121,555,000.00	121,555,000.00				121,555,000.00																																			
Construction/Repair/Rehabilitation of Academic Building	310100200002000	5,000,000.00		5,000,000.00																5,000,000.00																								
CO		5,000,000.00		5,000,000.00																5,000,000.00																								
Purchase of Various Equipment Outlay	310100200003000	5,000,000.00		5,000,000.00																5,000,000.00																								
CO		5,000,000.00		5,000,000.00																5,000,000.00																								
OO : Higher education research improved to promote economic productivity and innovation	32000000000000	13,295,000.00		13,295,000.00	13,295,000.00				13,295,000.00	2,396,350.66				2,396,350.66	2,279,390.87				2,279,390.87		10,988,649.34	116,959.79																						
ADVANCED EDUCATION PROGRAM	32010000000000	5,837,000.00		5,837,000.00	5,837,000.00				5,837,000.00	1,193,530.23				1,193,530.23	1,127,987.01				1,127,987.01		4,643,469.77	65,543.22																						
Provision of Advanced Education Services	320100100001000	5,837,000.00		5,837,000.00	5,837,000.00				5,837,000.00	1,193,530.23				1,193,530.23	1,127,987.01				1,127,987.01		4,643,469.77	65,543.22																						
PS		5,573,000.00		5,573,000.00	5,573,000.00				5,573,000.00	1,193,530.23				1,193,530.23	1,127,987.01				1,127,987.01		4,379,469.77	65,543.22																						
MOOE		264,000.00		264,000.00	264,000.00				264,000.00											264,000.00																								
RESEARCH PROGRAM	32020000000000	7,458,000.00		7,458,000.00	7,458,000.00				7,458,000.00	1,202,820.43				1,202,820.43	1,151,403.86				1,151,403.86		6,255,179.57	51,416.57																						
Conduct of Research Services	320200100001000	7,458,000.00		7,458,000.00	7,458,000.00				7,458,000.00	1,202,820.43				1,202,820.43	1,151,403.86				1,151,403.86		6,255,179.57	51,416.57																						
PS		4,499,000.00		4,499,000.00	4,499,000.00				4,499,000.00	783,905.06				783,905.06	712,488.49				712,488.49		3,735,084.94	51,416.57																						
MOOE		2,959,000.00		2,959,000.00	2,959,000.00				2,959,000.00	438,915.37				438,915.37	438,915.37				438,915.37		2,520,084.63																							
OO : Community engagement increased	33000000000000	3,232,000.00		3,232,000.00	3,232,000.00				3,232,000.00	817,444.33				817,444.33	510,361.41				510,361.41		2,414,555.67	262,810.92	44,272.00																					
TECHNICAL ADVISORY EXTENSION PROGRAM	33010000000000	3,232,000.00		3,232,000.00	3,232,000.00				3,232,000.00	817,444.33				817,444.33	510,361.41				510,361.41		2,414,555.67	262,810.92	44,272.00																					
Provision of Extension Services	330100100001000	3,232,000.00		3,232,000.00	3,232,000.00				3,232,000.00	817,444.33				817,444.33	510,361.41				510,361.41		2,414,555.67	262,810.92	44,272.00																					
PS		2,215,000.00		2,215,000.00	2,215,000.00				2,215,000.00	329,830.40				329,830.40	309,585.23				309,585.23		1,885,369.60	20,045.17																						
MOOE		1,017,000.00		1,017,000.00	1,017,000.00				1,017,000.00	487,613.93				487,613.93	200,776.18				200,776.18		529,188.07	242,765.75	44,272.00																					
Sub-Total, Agency-Specific		553,102,000.00		553,102,000.00	494,278,000.00				494,278,000.00	86,657,823.44				86,657,823.44	81,420,921.41				81,420,921.41	58,824,000.00	407,620,179.56	5,018,071.96	218,830.07																					
PS		301,681,000.00		301,681,000.00	260,857,000.00				260,857,000.00	70,487,327.54				70,487,327.54	66,576,921.99				66,576,921.99	40,824,000.00	190,369,672.46	3,810,405.55																						
MOOE		119,866,000.00		119,866,000.00	111,866,000.00				111,866,000.00	16,170,495.90				16,170,495.90	14,843,999.42				14,843,999.42	8,000,000.00	95,665,504.10	1,107,666.41	218,830.07																					

Particulars	UACS CODE	Appropriation				Allotments				Current Year Obligations					Current Year Disbursements					Balances					
		Authorized Appropriation	Adjustments (To)/From, Realignments	Adjusted Appropriations	Allotments Received	Adjustments (Withdrawal, Realignments)	Transfer To	Transfer From	Adjusted Total Allotments	1st Quarter Ending March 31	2nd Quarter			4th Quarter Ending	Total	1st Quarter Ending March 31	2nd Quarter			Total	Unreleased Appropriations	Unobligated Allotment	Unpaid Obligations (15-20) = (23+24)		
											June 30	Sept. 30	Dec. 31				June 30	Sept. 30	Dec. 31				June 30	Sept. 30	Dec. 31
1	2	3	4	5=(3+4)	6	7	8	9	10=(8+9)	11	12	13	14	15=(11+12+13+14)	16	17	18	19	20=(16+17+18+19)	21=(6-10)	22=(10-15)	23	24		
Fin Ex																									
CO		131,555,000.00		131,555,000.00	131,555,000.00				121,555,000.00												10,000,000.00	121,555,000.00			
II. Automatic Appropriations																									
Retirement and Life Insurance Premiums																									
	01104102																								
General Administration and Support	1000000000000000	1,839,000.00		1,839,000.00	1,839,000.00				1,839,000.00	503,422.80				503,422.80	335,799.84				335,799.84			1,335,577.20	167,622.96		
General Management and Supervision	100000100001000	1,839,000.00		1,839,000.00	1,839,000.00				1,839,000.00	503,422.80				503,422.80	335,799.84				335,799.84			1,335,577.20	167,622.96		
PS		1,839,000.00		1,839,000.00	1,839,000.00				1,839,000.00	503,422.80				503,422.80	335,799.84				335,799.84			1,335,577.20	167,622.96		
Support to Operations	2000000000000000	408,000.00		408,000.00	408,000.00				408,000.00	86,765.41				86,765.41	59,133.60				59,133.60			321,234.59	27,631.81		
Auxiliary Services	200000100001000	408,000.00		408,000.00	408,000.00				408,000.00	86,765.41				86,765.41	59,133.60				59,133.60			321,234.59	27,631.81		
PS		408,000.00		408,000.00	408,000.00				408,000.00	86,765.41				86,765.41	59,133.60				59,133.60			321,234.59	27,631.81		
Operations	3000000000000000	21,720,000.00		21,720,000.00	21,720,000.00				21,720,000.00	7,158,877.71				7,158,877.71	4,988,985.87				4,988,985.87			14,583,122.28	2,167,891.84		
OO : Relevant and quality tertiary education ensured to achieve inclusive growth and access of deserving but poor students to qualify tertiary education increased	3100000000000000	20,514,000.00		20,514,000.00	20,514,000.00				20,514,000.00	6,888,595.27				6,888,595.27	4,810,130.91				4,810,130.91			13,625,404.73	2,078,464.36		
HIGHER EDUCATION PROGRAM	3101000000000000	20,514,000.00		20,514,000.00	20,514,000.00				20,514,000.00	6,888,595.27				6,888,595.27	4,810,130.91				4,810,130.91			13,625,404.73	2,078,464.36		
Provision of Higher Education Services including P8,000,000 for Tulang -Dunong	310100100001000	20,514,000.00		20,514,000.00	20,514,000.00				20,514,000.00	6,888,595.27				6,888,595.27	4,810,130.91				4,810,130.91			13,625,404.73	2,078,464.36		
PS		20,514,000.00		20,514,000.00	20,514,000.00				20,514,000.00	6,888,595.27				6,888,595.27	4,810,130.91				4,810,130.91			13,625,404.73	2,078,464.36		
OO : Higher education research improved to promote economic productivity and innovation	3200000000000000	993,000.00		993,000.00	993,000.00				993,000.00	231,607.08				231,607.08	154,404.72				154,404.72			761,392.92	77,202.35		
ADVANCED EDUCATION PROGRAM	3201000000000000	558,000.00		558,000.00	558,000.00				558,000.00	140,823.36				140,823.36	93,882.24				93,882.24			417,176.64	46,941.12		
Provision of Advanced Education Services	320100100001000	558,000.00		558,000.00	558,000.00				558,000.00	140,823.36				140,823.36	93,882.24				93,882.24			417,176.64	46,941.12		
PS		558,000.00		558,000.00	558,000.00				558,000.00	140,823.36				140,823.36	93,882.24				93,882.24			417,176.64	46,941.12		
RESEARCH PROGRAM	3202000000000000	435,000.00		435,000.00	435,000.00				435,000.00	90,783.72				90,783.72	60,522.48				60,522.48			344,216.28	30,261.24		
Conduct of Research Services	320200100001000	435,000.00		435,000.00	435,000.00				435,000.00	90,783.72				90,783.72	60,522.48				60,522.48			344,216.28	30,261.24		
PS		435,000.00		435,000.00	435,000.00				435,000.00	90,783.72				90,783.72	60,522.48				60,522.48			344,216.28	30,261.24		
OO : Community engagement increased	3300000000000000	213,000.00		213,000.00	213,000.00				213,000.00	36,675.36				36,675.36	24,450.24				24,450.24			176,324.64	12,225.12		
TECHNICAL ADVISORY EXTENSION PROGRAM	3301000000000000	213,000.00		213,000.00	213,000.00				213,000.00	36,675.36				36,675.36	24,450.24				24,450.24			176,324.64	12,225.12		
Provision of Extension Services	330100100001000	213,000.00		213,000.00	213,000.00				213,000.00	36,675.36				36,675.36	24,450.24				24,450.24			176,324.64	12,225.12		
PS		213,000.00		213,000.00	213,000.00				213,000.00	36,675.36				36,675.36	24,450.24				24,450.24			176,324.64	12,225.12		
Sub-Total, Automatic Appropriations		23,967,000.00		23,967,000.00	23,967,000.00				23,967,000.00	7,747,065.92				7,747,065.92	5,383,919.31				5,383,919.31			16,219,934.08	2,363,146.61		
PS		23,967,000.00		23,967,000.00	23,967,000.00				23,967,000.00	7,747,065.92				7,747,065.92	5,383,919.31				5,383,919.31			16,219,934.08	2,363,146.61		
MOOE																									
Fin Ex																									
CO																									
III. Special Purpose Fund																									
Sub-Total, SPFF																									
PS																									
MOOE																									
Fin Ex																									
CO																									
GRAND TOTAL		577,069,000.00		577,069,000.00	518,245,000.00				518,245,000.00	94,404,889.36				94,404,889.36	68,804,840.72				68,804,840.72			58,824,000.00	423,840,110.64	7,381,218.57	218,830.07
PS		325,848,000.00		325,848,000.00	284,824,000.00				284,824,000.00	78,234,393.46				78,234,393.46	71,960,841.30				71,960,841.30			40,824,000.00	209,589,608.54	6,273,552.16	
MOOE		119,866,000.00		119,866,000.00	111,866,000.00				111,866,000.00	16,170,495.90				16,170,495.90	14,843,999.42				14,843,999.42			8,000,000.00	95,895,504.10	1,107,866.41	218,830.07
Fin Ex																									
CO		131,555,000.00		131,555,000.00	121,555,000.00				121,555,000.00													10,000,000.00	121,555,000.00		

Certified Correct:


 Ramos, Romeo
 Budget Officer
 Date: 12/Apr/2018


Certified Correct:


 Chief Accountant
 Date: 12/Apr/2018

Recommended By:


 Atienza, Lolita
 Director, FMS
 Date: 12/Apr/2018

Approved By:


 Ronquillo, Tirso
 Agency Head/Department
 Date: 12/Apr/2018

